

DSP BlackRock Income Opportunities Fund Open Ended Income Scheme

Scheme Objective

An Open Ended Income Scheme, seeking to generate interest income through investments in acceptable floating rate assets commensurate with the credit risk. The Scheme may also invest in fixed rate debt securities.

Asset Allocation

Floating rate debt securities* or money market securities: 65% to 100%; Fixed rate debt securities: 0% to 35% (*Debt securities may include securitized debts upto 60% of the net assets).

Scheme Portfolio as on May 31, 2012

Sr. No.	Name of Instrument	Rating/Industry	Market value (₹ In lakhs)	% to Net Assets
MONEY MARKET INSTRUMENT				
Certificate of Deposit				
1	State Bank of Patiala	CARE A1+	2,387.50	12.33%
2	Canara Bank	CRISIL A1+	1,857.10	9.59%
3	State Bank of Bikaner & Jaipur	CARE A1+	1,416.45	7.32%
4	Andhra Bank	CARE A1+	646.14	3.34%
5	Vijaya Bank	CARE A1+	478.64	2.47%
6	Corporation Bank	CRISIL A1+	185.65	0.96%
Total			6,971.48	36.01%
Commercial Paper				
7	Century Textiles and Industries	CARE A1+	2,443.23	12.62%
8	ICICI Home Finance	ICRA A1+	370.37	1.92%
9	Fullerton India Credit Company	ICRA A1+	367.58	1.90%
10	JM Financial Products	CRISIL A1+	367.02	1.90%
11	Tata Capital	ICRA A1+	186.42	0.96%
Total			3,734.62	19.30%
BONDS & NCDs				
Listed / awaiting listing on the stock exchanges				
12	Cholamandalam Investment and Finance Company	ICRA AA	2,489.95	12.86%
13	LIC Housing Finance	CARE AAA	1,997.66	10.32%
14	Power Finance Corporation	CRISIL AAA	1,993.98	10.30%
15	Housing Development Finance Corporation	CRISIL AAA	1,062.77	5.49%
16	Shriram Transport Finance Company	CARE AA+	463.61	2.39%
Total			8,007.97	41.36%
CBLO / Reverse Repo Investments			149.97	0.77%
Total			149.97	0.77%
Cash & Cash Equivalents				
Net Receivable/Payable			496.51	2.56%
Total			496.51	2.56%
Grand Total			19,360.55	100.00%

Note: 1. All corporate ratings are assigned by rating agencies like CRISIL, CARE, ICRA, FITCH.

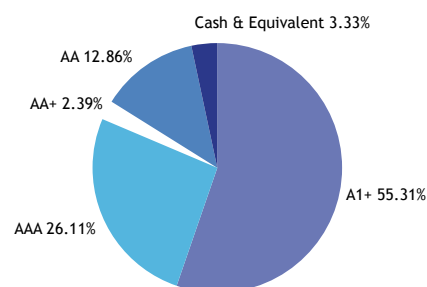
Scheme Facts (as on May 31, 2012)

Scheme AUM ₹:	193.61 Cr.
Launch Date:	13 May 2003 (Regular Plan) 18 Oct 2005 (Institutional Plan)
Benchmark:	CRISIL Liquid Fund Index
Min. Initial Investment (₹):	5,000 (RP); 1 Crore (IP)
Cut-Off time:	3 pm
Modified Duration:	0.93 yrs
Average Maturity:	1.08 yrs
Total Expense Ratio-	IP: 1.00%, RP: 1.75%
Fund Manager:	Dhawal Dalal & Laukik Bagwe

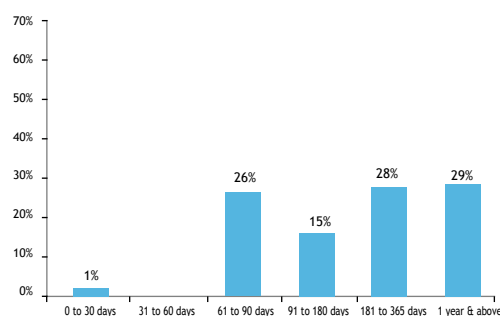
RP: Regular Plan; IP: Institutional Plan. -F.Y. beginning to date.

Portfolio Characteristics*

Rating Profile of the portfolio of the Scheme



Maturity Distribution*












DSP BlackRock Income Opportunities Fund





Features

- **Minimum investment and minimum additional purchase**
 - Regular Plan (RP): ₹ 5,000/- and ₹ 1,000/- thereafter.
 - Institutional Plan (IP): ₹ 1 crore and ₹ 1,000/- thereafter.
- **Options available: (for both plans)**
 - Growth
 - Dividend
 - Reinvest Dividend
 - Payout Dividend
 - Daily Dividend Reinvest
 - Weekly Dividend
 - Reinvest Dividend
 - Payout Dividend (Only in IP)
 - Monthly Dividend
 - Reinvest Dividend
 - Payout Dividend
 - Quarterly Dividend
 - Reinvest Dividend
 - Payout Dividend
- **Entry load:** Nil
- **Exit load:**
 - For Holding period <= 9months: 1.0%
 - For Holding period >9 months: Nil

RP: Regular Plan; IP: Institutional Plan.

*Note: All data in this document is as of May 31, 2012 unless mentioned otherwise.

 ePay	 eMail Services	 AnyTime Call 1800-200-4499	 eSMS Services	 eMailBack	 www.dspblackrock.com	 eReach	 Request Statement	 DSPBR ONLINE Transact Online
---	---	--	--	--	---	---	--	--

www.dspblackrock.com |  | TOLL FREE NUMBER 1800 200 4499 |    Follow us on

**DSP BLACKROCK
MUTUAL FUND**

**Mutual Fund investments are subject to market risks,
read all scheme related documents carefully.**